


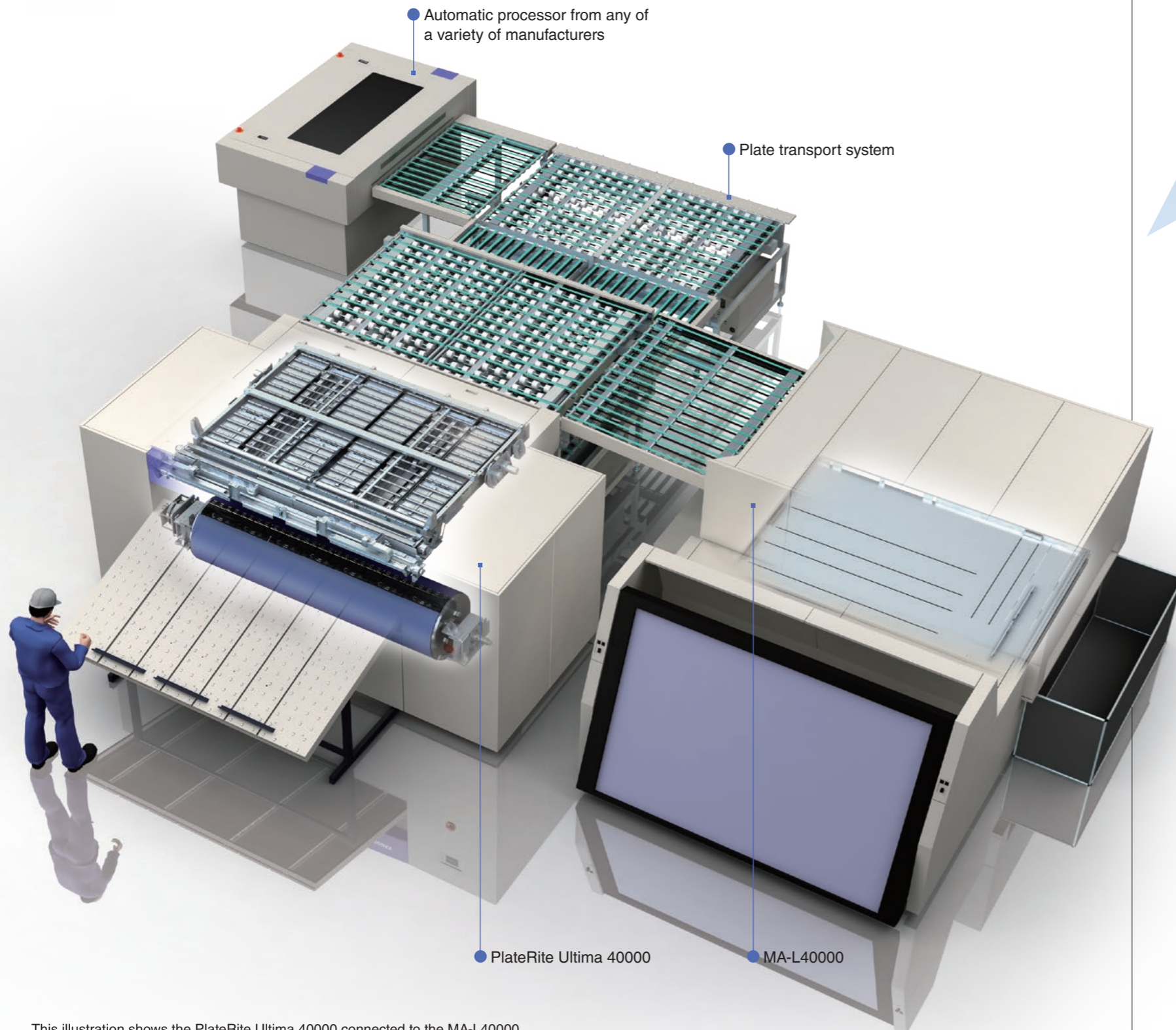
PlateRite Ultima Series

Multi-Format Thermal Plate Recorders



High-end CtP that maximizes the performance of large-format offset presses

PlateRite Ultima Series



This illustration shows the PlateRite Ultima 40000 connected to the MA-L40000.



PlateRite Ultima 48000

An advanced thermal CtP unit that can output plates up to 48 A4 pages in size, and maximizes the productivity of large-format web offset presses.

Supported plate sizes:

Maximum: 2,900 x 1,350 mm; Minimum: 650 x 550 mm

PlateRite Ultima 40000

A space-saving thermal CtP unit that can output plates up to 40 A4 pages in size.

Supported plate sizes:

Maximum: 2,280 x 1,600 mm; Minimum: 650 x 550 mm*

* 500 x 550 mm (factory option)

PlateRite Ultima 36000

A thermal CtP unit that can output plates up to 36 A4 pages in size and features twin imaging heads for even higher productivity (ZX and Z models).

Supported plate sizes:

Maximum: 2,100 x 1,600 mm; Minimum: 650 x 550 mm*

* 500 x 550 mm (factory option)

PlateRite Ultima 24000

The same features as the PlateRite Ultima 36000 in a thermal CtP unit that can output plates up to 24 A4 pages in size.

Supported plate sizes:

Maximum: 1,750 x 1,400 mm; Minimum: 650 x 550 mm*

* 500 x 550 mm (factory option)

PlateRite Ultima 16000N

A thermal CtP unit that can output plates for large-size media, including plates up to 16 A4 pages in size.

Supported plate sizes:

Maximum: 1,470 x 1,180 mm; Minimum: 650 x 550 mm*

* 450 x 370 mm (Field option)



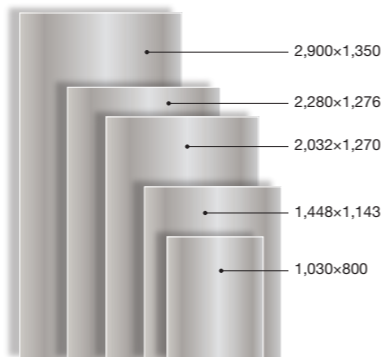
PRODUCTIVITY UPGRADE

Realizing a remarkable level of productivity































A multi-channel imaging head made possible by unique GLV™ technology

GLV™ (Grating Light Valve™) technology employs production techniques used in semiconductor manufacturing. A GLV™ array consists of thousands of microscopic reflective ribbons placed over a silicon chip. These ribbons can be moved up or down to reflect or diffract an imaging laser targeted at the array, simultaneously turning on and off a high number of optical channels.

The PlateRite Ultima series units feature an advanced imaging head in which SCREEN's tried-and-true laser control technology is used to precisely target a high-power laser at the GLV™ array, making it possible to simultaneously control 1,024 channels of light. This dramatically increases the width of the area that can be imaged with each rotation of the drum and contributes to significantly higher productivity.



PlateRite Ultima series productivity

| | 2,900 x 1,350 mm | 2,280 x 1,276 mm | 2,032 x 1,270 mm | 1,448 x 1,143 mm | 1,030 x 800 mm |
|---|------------------|------------------|------------------|------------------|----------------|
| PlateRite Ultima 48000SX   | 17 | 20 | 22 | 34 | 42 |
| PlateRite Ultima 48000S   | 14 | 17 | 18 | 28 | 34 |
| PlateRite Ultima 40000SX   | — | 22 | 24 | 30 | 44 |
| PlateRite Ultima 40000S   | — | 17 | 19 | 24 | 36 |
| PlateRite Ultima 36000ZX   | — | — | 35 (24) | 41 (30) | 70 |
| PlateRite Ultima 36000Z   | — | — | 29 (19) | 34 (24) | 58 |
| PlateRite Ultima 36000SX   | — | — | 24 | 30 | 44 |
| PlateRite Ultima 36000S   | — | — | 19 | 24 | 36 |
| PlateRite Ultima 24000ZX   | — | — | — | 41 (30) | 70 |
| PlateRite Ultima 24000Z   | — | — | — | 34 (24) | 58 |
| PlateRite Ultima 24000SX   | — | — | — | 30 | 44 |
| PlateRite Ultima 24000S   | — | — | — | 24 | 36 |
| PlateRite Ultima 16000N-Z   | — | — | — | 42 | 46 |
| PlateRite Ultima 16000N-S   | — | — | — | 29 | 37 |
| PlateRite Ultima 16000N-E   | — | — | — | 17 | 20 |

- Productivity may vary depending on the sensitivity of the plates used.
- Productivity was measured during output at 2,400 dpi, with the unit connected to an MA-L multi-cassette plate autoloader.
- Numbers in parentheses indicate productivity when only one imaging head is used.
- Productivity may vary slightly by model when a Skid autoloader is used.

Smooth and easy handling of even large-size plates

Automated plate loading/unloading system

Mounting heavy large-size plates not only taxes the operator but also has the potential to reduce the overall efficiency of the CtP production line, since the use of large plates increases the risk of damage to the plates when they are loaded into the cassettes, and more time is required for loading operations.

The PlateRite Ultima series units can be incorporated into an automated production line with the addition of any of a variety of plate handling equipment options, including the Skid and MA-L plate autoloaders, which feature SCREEN's renowned plate transport technology.

Increased efficiency supplying the press

Automatic inline plate punching eliminates the need to adjust registration at the press

The PlateRite Ultima series automatic inline punching system punches holes in plates immediately before they are loaded onto the drum. The punch holes ensure consistent plate placement on the drum, when used in conjunction with registration pins. This helps eliminate imaging variations caused by improper plate placement, and results in superior registration accuracy.


When optional press punch blocks are used (up to 10 punch blocks can be installed and selected according to plate size and

press type), the imaged plates can be loaded directly onto the press after output to ensure registration accuracy is maintained. The use of press punch blocks during plate output not only removes the need for manual punching later on in the workflow, but also practically eliminates the need to adjust register at the press. The result is shorter press make-ready time and improved press operating ratios, for even better overall productivity.

Higher productivity with dual plate loading models

Consecutive imaging of pairs of plates

Not only can the advanced PlateRite Ultima large-format platesetters load a single large-size plate onto the drum, they can also load pairs of smaller plates together. Imaging pairs of plates increases productivity, since plates need to be loaded and unloaded fewer times. The PlateRite 36000 and PlateRite 24000's ZX and Z series models also feature twin imaging heads that enable simultaneous imaging of two plates, for even higher productivity.



| | Plate size during dual plate loading |
|------------------------|--------------------------------------|
| PlateRite Ultima 48000 | 16 A4-size pages |
| PlateRite Ultima 40000 | 8 A4-size pages |
| PlateRite Ultima 36000 | |
| PlateRite Ultima 24000 | |

• The PlateRite Ultima 16000N does not support dual plate loading.

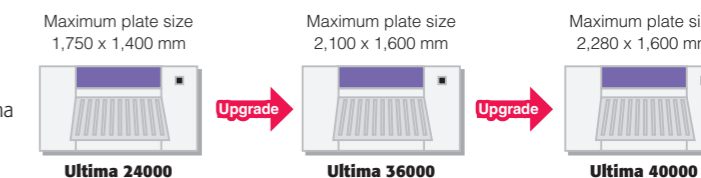
The flexibility to upgrade in the future

Upgrade to larger size plate output when you get a larger press

The PlateRite Ultima 24000 and PlateRite Ultima 36000 can be upgraded to handle the same size of plates as the PlateRite Ultima 40000. In other words, the PlateRite Ultima 24000 and PlateRite Ultima 36000 not only provide high-end CtP, they also offer the flexibility to support larger plates if you get a large-format press in the future.

• *Not all models can be upgraded.*

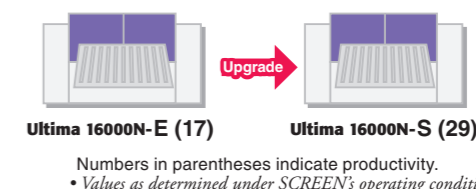
• Upgrading to support larger plate sizes



Upgrade to higher productivity and support greater work volume

With the replacement of a few key parts, the PlateRite Ultima 16000N can be upgraded from the E model to the S model for higher productivity even after installation. Equipment like the PlateRite Ultima 16000N helps you schedule and minimize your investment costs.

• PlateRite Ultima 16000N series productivity upgrade



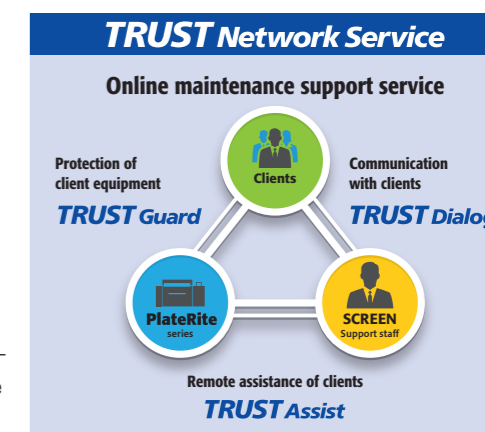
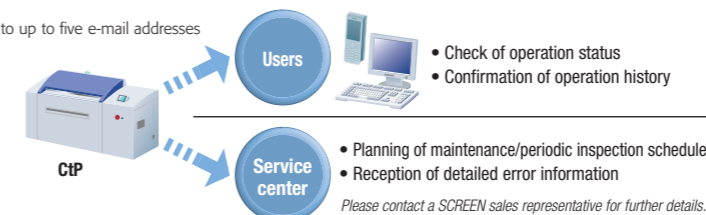
Advanced support boosts system reliability

Remote monitoring function

Users can easily monitor and control their system from a remote location via Web browser or e-mail.* An external PC can also be effectively used as a substitute operation panel to manage CtP settings.

E-mails are automatically forwarded to a service center, providing an in-depth understanding of the operation status of the equipment. This information can be used during maintenance and periodic inspections to ensure the system remains in optimal condition at all times.

* Can be forwarded to up to five e-mail addresses



• Support for TRUST Network Service is planned.
• Please refer to the catalogue for TRUST Network Service for detailed information.

PlateRite Ultima series specifications

Main unit specifications

| Product name | PlateRite Ultima 48000 | | PlateRite Ultima 40000 | | PlateRite Ultima 36000 | | | |
|---|--|-----------------------------|--|-----------------------------|---|-----------------------------|-------------------------------|-----------------------------|
| | 48000SX | 48000S | 40000SX | 40000S | 36000ZX | 36000Z | 36000SX | 36000S |
| Recording system | External drum | | External drum | | External drum | | | |
| Light source | 1,024 channel laser diode x 1 | 512 channel laser diode x 1 | 1,024 channel laser diode x 1 | 512 channel laser diode x 1 | 1,024 channel laser diode x 2 | 512 channel laser diode x 2 | 1,024 channel laser diode x 1 | 512 channel laser diode x 1 |
| Plate size | Maximum 2,900 x 1,350 mm [114.1" x 53.1"]; Minimum 650 x 550 mm [25.6" x 21.7"] | | Maximum 2,280 x 1,600 mm [89.7" x 62.9"]; Minimum 650 x 550 mm [25.6" x 21.7"] ^{*1} | | Maximum 2,100 x 1,600 mm [82.6" x 62.9"]; Minimum 650 x 550 mm [25.6" x 21.7"] ^{*1} | | | |
| Dual plate support | Support for two plates, maximum 1,450 x 1,350 mm [57.0" x 53.1"] each | | Support for two plates, maximum 1,060 x 1,600 mm [41.7" x 62.9"] each | | Support for two plates, maximum 1,060 x 1,600 mm [41.7" x 62.9"] each | | | |
| Imaging size | Maximum 2,900 x 1,335 mm [114.1" x 52.5"] ^{*2} (Leading edge gripper margin: 8 mm [0.32"]); Trailing edge gripper margin: 7 mm [0.28"]) | | Maximum 2,280 x 1,585 mm [89.7" x 62.4"] ^{*2} (Leading edge gripper margin: 8 mm [0.32"]); Trailing edge gripper margin: 7 mm [0.28"]) | | Maximum 2,100 x 1,585 mm [82.6" x 62.4"] ^{*2} (Leading edge gripper margin: 8 mm [0.32"]); Trailing edge gripper margin: 7 mm [0.28"]) | | | |
| Plate thickness | 0.3 to 0.4 mm [11.9 to 15.7 mil] ^{*3} | | 0.2 to 0.4 mm [7.9 to 15.7 mil] ^{*3} | | 0.2 to 0.4 mm [7.9 to 15.7 mil] ^{*3} | | | |
| Plate type | Thermal aluminum plate | | Thermal aluminum plate | | Thermal aluminum plate | | | |
| Resolutions | 1,200 ^{*4} , 2,400, 2,438, 2,540 dpi | | 1,200 ^{*4} , 2,400, 2,438, 2,540 dpi | | 1,200 ^{*4} , 2,400, 2,438, 2,540 dpi | | | |
| Productivity | See productivity chart in this brochure | | See productivity chart in this brochure | | See productivity chart in this brochure | | | |
| Press punch systems | Installation of up to 10 units | | Installation of up to 10 units | | Installation of up to 10 units | | | |
| Registration punch system | Preinstalled | | Preinstalled | | Preinstalled | | | |
| Interface | S-PIF | | S-PIF | | S-PIF | | | |
| Dimensions ^{*5} (W x D x H) | Main unit: 4,600 x 2,100 x 1,795 mm [181.2" x 82.7" x 70.7"] | | Main unit: 3,840 x 2,100 x 1,795 mm [151.2" x 82.7" x 70.7"] | | Main unit: 3,840 x 2,100 x 1,795 mm [151.2" x 82.7" x 70.7"] | | | |
| Weight | Main unit: 4,000 kg [8,800 lb] (maximum) | | Main unit: 3,720 kg [8,184 lb] (maximum) | | Main unit: 3,720 kg [8,184 lb] (maximum) | | | |
| Power requirements | Main unit : Single phase 200 to 240 V, 5.2 kW, 32 A Chiller unit : Single phase 200 to 240 V, 1.4 kW, 8 A Blower unit: Single phase 200 to 240 V, 1 kW, 10 A | | Main unit : Single phase 200 to 240 V, 5.2 kW, 35 A Chiller unit : Single phase 200 to 240 V, 1.4 kW, 8 A Blower unit: Single phase 200 to 240 V, 1 kW, 10 A | | Main unit : Single phase 200 to 240 V, 5.2 kW, 35 A Chiller unit : Single phase 200 to 240 V, 1.4 kW, 8 A (Z and ZX models require two chiller units) Blower unit: Single phase 200 to 240 V, 3 kW, 10 A | | | |
| Environment | Recommended: Temperature 21 to 25°C (69.8 to 77°F); Relative humidity: 50 to 70% Required : Temperature 18 to 26°C (64.4 to 78.7°F); Relative humidity: 40 to 70% | | Recommended: Temperature 21 to 25°C (69.8 to 77°F); Relative humidity: 50 to 70% Required : Temperature 18 to 26°C (64.4 to 78.7°F); Relative humidity: 40 to 70% | | Recommended: Temperature 21 to 25°C (69.8 to 77°F); Relative humidity: 50 to 70% Required : Temperature 18 to 26°C (64.4 to 78.7°F); Relative humidity: 40 to 70% | | | |
| Standard accessories | Manual plate loading table, chiller unit, blower unit, signal tower | | Manual plate loading table, chiller unit, blower unit, signal tower | | Manual plate loading table, chiller unit, blower unit, signal tower | | | |
| Optional accessories | Punchless plate handling option, 0.5 mm plate thickness support SA-L48000 Skid, MA-L40000 ^{*6} , AT-M | | Punchless plate handling option, 0.5 mm plate thickness support MA-L40000, SA-L40000 Skid ^{*6} , AT-M | | Punchless plate handling option, dual plate loading support (S model only), 0.5 mm plate thickness support MA-L40000, SA-L40000 Skid ^{*6} , AT-M | | | |

*1. A minimum size of 500 x 550 mm is offered as a factory option.

*2. When the punchless plate handling option is used, the leading edge gripper margin is 5 mm and the trailing edge gripper margin is 7 mm.

*3. When the factory option for support of 0.5 mm thick plates is selected, the supported plate thickness is 0.3 to 0.5 mm. *4. 1,200 dpi uses doubled 2,400 dpi dots.

*5. For information on system dimensions, please consult your SCREEN representative. *6. There are limits to the sizes of plate this unit can handle.

| Product name | PlateRite Ultima 24000 | | | | PlateRite Ultima 16000N | | |
|---|--|-----------------------------|-------------------------------|-----------------------------|--|-----------------------------|---|
| | 24000ZX | 24000Z | 24000SX | 24000S | 16000N-Z | 16000N-S | 16000N-E |
| Recording system | External drum | | | | External drum | | |
| Light source | 1,024 channel laser diode x 2 | 512 channel laser diode x 2 | 1,024 channel laser diode x 1 | 512 channel laser diode x 1 | 1024 channel laser diode x 1 | 512 channel laser diode x 1 | |
| Plate size | Maximum 1,750 x 1,400 mm [68.8" x 55.1"]; Minimum 650 x 550 mm [25.6" x 21.7"] ^{*1} | | | | Maximum 1,470 x 1,180 mm [57.8" x 46.4"]; Minimum 650 x 550 mm [25.6" x 21.7"] ^{*7} | | |
| Dual plate support | Support for two plates, maximum 1,060 x 1,400 mm [41.7" x 55.1"] each | | | | Not supported | | |
| Imaging size | Maximum 1,750 x 1,385 mm [68.8" x 54.5"] ^{*2} (Leading edge gripper margin: 8 mm [0.32"]); Trailing edge gripper margin: 7 mm [0.28"]) | | | | Maximum 1,470 x 1,172 mm [57.8" x 46.1"] (Leading edge gripper margin: 3 mm [0.12"]); ^{*7} Trailing edge gripper margin: 5 mm [0.20") | | |
| Plate thickness | 0.2 to 0.4 mm [7.9 to 15.7 mil] ^{*3} | | | | 0.2 to 0.4 mm [7.9 to 15.7 mil] ^{*3,*8} | | |
| Plate type | Thermal aluminum plate | | | | Thermal aluminum plate | | |
| Resolutions | 1,200 ^{*4} , 2,400, 2,438, 2,540 dpi | | | | 1,200 ^{*4} , 2,400, 2,438, 2,540 dpi | | |
| Productivity | See productivity chart in this brochure | | | | See productivity chart in this brochure | | |
| Press punch systems | Installation of up to 10 units | | | | Installation of up to 10 units | | |
| Registration punch system | Preinstalled | | | | Not installed | | |
| Interface | S-PIF | | | | Gigabit Ethernet | | |
| Dimensions ^{*5} (W x D x H) | Main unit: 3,840 x 2,100 x 1,795 mm [151.2" x 82.7" x 70.7"] | | | | Main unit: 2,740 x 1,772 x 1,511 mm [107.9" x 69.8" x 59.5"] | | |
| Weight | Main unit: 3,710 kg [8,162 lb] (maximum) | | | | Main unit: 1,640 kg [3,608 lb] | | |
| Power requirements | Main unit : Single phase 200 to 240 V, 5.2 kW, 35 A Chiller unit : Single phase 200 to 240 V, 1.4 kW, 8 A (Z and ZX models require two chiller units) Blower unit : Single phase 200 to 240 V, 1 kW, 10 A | | | | Main unit : Single phase 200 to 240 V, 5 kW, 25 A Chiller unit : Single phase 200 to 240 V, 0.7 kW, 4 A Blower unit : Single phase 200 to 240 V, 1 kW, 10 A | | Main unit : Single phase 200 to 240 V, 5 kW, 25 A Chiller unit : Single phase 200 to 240 V, 0.6 kW, 3 A Blower unit : Single phase 200 to 240 V, 1 kW, 10 A |
| Environment | Recommended: Temperature 21 to 25°C (69.8 to 77°F); Relative humidity: 50 to 70% Required : Temperature 18 to 26°C (64.4 to 78.7°F); Relative humidity: 40 to 70% | | | | Recommended: Temperature 21 to 25°C (69.8 to 77°F); Relative humidity: 50 to 70% Required : Temperature 18 to 26°C (64.4 to 78.7°F); Relative humidity: 40 to 70% | | |
| Standard accessories | Manual plate loading table, chiller unit, blower unit, signal tower | | | | Chiller unit, blower unit | | |
| Optional accessories | Punchless plate handling option, dual plate loading support (S model only), 0.5 mm plate thickness support MA-L40000, SA-L40000 Skid, AT-M | | | | Signal tower unit, manual plate loading table MA-L16000N II, AT-M16000N II | | |

*7. A minimum plate size of 450 x 370 mm and thickness of 0.15 mm (with leading edge gripper margin of 4 mm) are offered as an option. Plates wider than 590 mm and narrower than 610 mm cannot be used.

*8. With a plate thickness of 0.4 mm, only plate sizes of 900 x 770 mm and above can be used.

Significantly increasing CtP productivity and press operating ratios **Multi-autoloader**

The multi-autoloader system automates everything from plate loading to imaging, transport, developing and unloading in a single ongoing set of operations. It makes it possible to continuously output CtP plates for long periods of time, and significantly increases both productivity and press operating ratios.

Handling a large volume of single-size plates at once **Skid autoloader**

The Skid autoloader makes it possible to set an entire pallet's worth of large-size plates directly onto a unique skid base. Since a large number of plates of the same size can be set in place at once, the strain involved in plate loading is greatly reduced. The Skid autoloader is an extremely useful component for creating a fully automated CtP line.

- Up to a maximum of 600 plates (for plates 0.3 mm thick; depends on the plate size).
- Not compatible with the PlateRite Ultima 16000N.

Choose the right media for the job **MA-L (multi-cassette autoloader)**

The MA-L is an autoloader that can supply media as needed from any of its multiple cassettes, each of which can be loaded with a different size or type of media. The MA-L40000 features four cassettes, and can supply up to 300 large-size plates automatically (plate thickness: 0.3 mm).

The MA-L16000NII can be equipped with cassettes that hold up to 75 plates^{*}, and can supply a maximum of 450 plates automatically. Units can be equipped with three or six independent cassettes. Even after installation, the three-cassette type can be upgraded to support six cassettes.

* For plates 0.3 mm thick

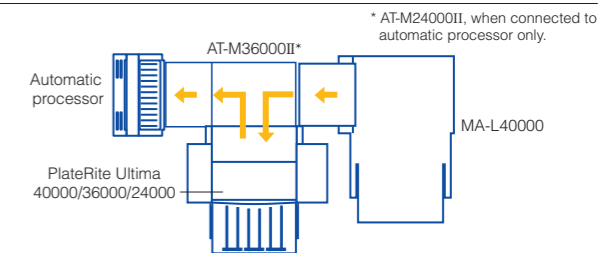
Mix and match up to two autoloaders

- Connect two Skid autoloaders**
 Load up to 1,200 plates of the same type. If you need to output high volumes of the same type of media, this setup enables continuous operation for a surprisingly long time.
- Connect two MA-L autoloaders**
 Automatically supply up to eight different types of media. This setup is strongly recommended for companies that handle many different types of plates.
- Connect one Skid autoloader and one MA-L autoloader**
 Load the media you use most often with the Skid autoloader and reserve the MA-L for lower volume media. This will provide greater flexibility during operation.

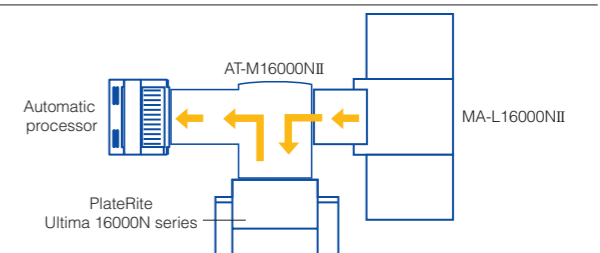
• Not compatible with the PlateRite Ultima 16000N series.

Standard layout for main unit and autoloader

- PlateRite Ultima 40000/36000/24000

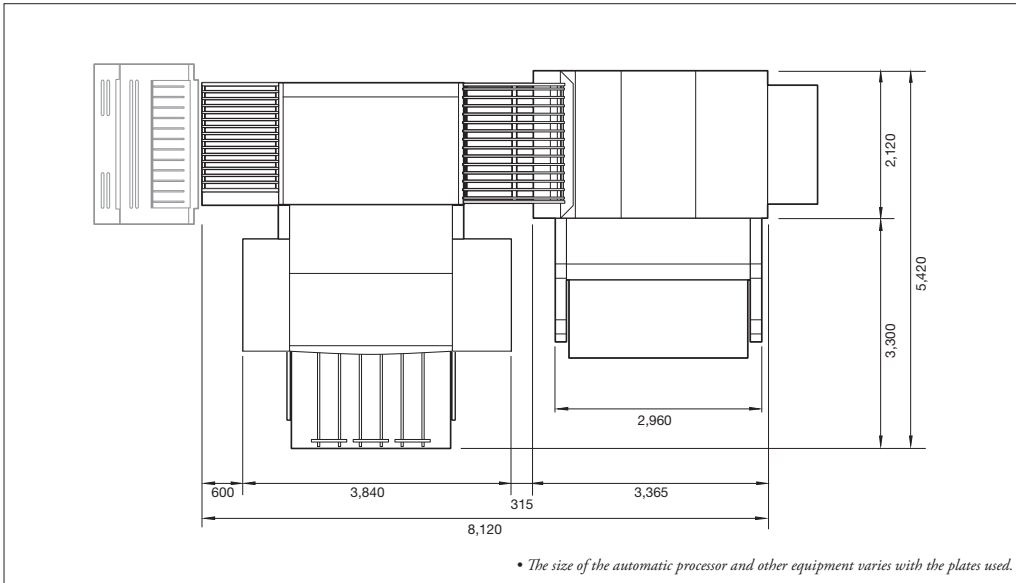


- PlateRite Ultima 16000N series

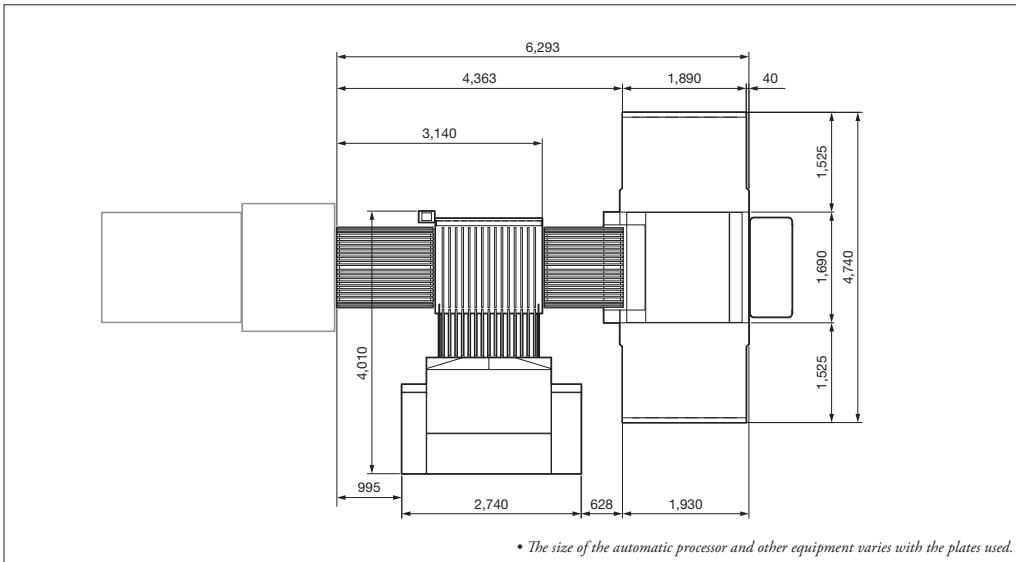


Space requirements

Layout for PlateRite Ultima 40000 with MA-L40000 [units: mm]



Layout for PlateRite Ultima 16000N with MA-L16000NII (six-cassette autoloader type) [units: mm]



www.screen.co.jp/ctp_no1

For more information, please visit our web site.
You can see product movie, MSDS on it!

SCREEN Graphic Solutions Co., Ltd.

HEAD OFFICE

• Tenjinkita-machi 1-1, Teranouchi-agaru 4-chome, Horikawa-dori, Kamigyō-ku, Kyoto 602-8585, Japan / Tel: +81-75-414-7610

SCREEN GP Americas, LLC

• 5110 Tollview Drive, Rolling Meadows, IL 60008, U.S.A. / Tel: +1-847-870-7400 / Fax: +1-847-870-0149 www.screenusa.com

SCREEN GP Europe B.V.

• Bouwerij 46, 1185XX Amstelveen, The Netherlands / Tel: +31-20-456-78-00 / Fax: +31-20-456-78-05 www.screeneurope.com

U.K. office / Tel: +44-1582-72-5400 / Fax: +44-1582-72-5405

SCREEN Holdings Singapore PTE. Ltd.

• 29, Kaki Bukit View, #02-00, Kaki Bukit Techpark II, Singapore 415963 / Tel: +65-6845-3288 / Fax: +65-6741-2168 www.screenasp.com.sg

Indian Liaison office / Tel: +91 22-6673-5088 / Fax: +91 22-6673-5087

SCREEN GP China Co., Ltd.

• Room 2001 - 2003, 20/F Cable TV Tower 9 Hoi Shing Road Tsuen Wan, N.T. Hong Kong / Tel: +852-2953-0038 / Fax: +852-2755-8683 www.screenchina.com

Shanghai office / Tel: +86-21-3126-5122 / Fax: +86-21-5218-2199

Beijing office / Tel: +86-10-6708-9271, 9272, 9273 / Fax: +86-10-6708-9395

Guangzhou office / Tel: +86-20-3891-1112 / Fax: +86-20-3891-1036

SCREEN GP Taiwan Co., Ltd.

• 4th Floor, No. 126-1, Min-tsu West Road, Taipei, Taiwan R.O.C. / Tel: +886-2-25862711 / Fax: +886-2-25914367

SCREEN HD Korea Co., Ltd.

• Yonssei Bongrae B/D 10FL. 36, Chilpae-ro Joong-gu, Seoul, 04512, Korea / Tel: +82-2-727-0807 / Fax: +82-2-727-0876 www.screen-korea.com

SCREEN GP Australia PTY., Ltd.

• Suite 11, 2 Eden Park Drive, Macquarie Park, NSW 2133, Australia / Tel: +61-2-9016-3400 / Fax: +61-2-9016-3425 www.screenaustralia.com.au

Internet web site : www.screen.co.jp/ga

www.screenusa.com

www.screeneurope.com

Partner:



REPROGRAF S.A.

ul.Wolska 88

01-141 Warszawa

Tel.: +48 22 539 40 00

www.reprograf.pl

We reserve the right to alter product design and specifications without prior notice.

No.205-133A Printed in America 08-17 000SAI(R5-5)